



# East Sheen Primary School Newsletter 22<sup>nd</sup> October 2021




## Sporting Success!



Borough champions – well done to the tag rugby team who competed against 30 borough schools to win the tournament and become Richmond Tag Rugby Champions 21/22. East Sheen will represent Richmond at the school games later in the school year.

## Chess masters!

Thank you to Mr Okiki for inviting O, E, R and F from Y5 to the Hampton Junior Chess Congress competition. All players played well and O managed to qualify for the London Junior Chess Championship. All children in Y4 currently learn chess in a Friday enrichment lesson.



## Helping Hands Award

S in 3S can always be relied upon to do her best, do the right thing and always exhibits kindness and helpfulness in class.  
A deserving final winner for this half term.



## Sports Star Award

This week, the Sports Star Award is given to M in 2R. He has impressed with his focus and skills in gymnastics, with particularly stunning rolls!



## Safeguarding & e-safety: Attendance and Punctuality

The Headship Team meets every few weeks with the borough's Education Welfare Officer (EWO) and children with attendance lower than 90% are monitored. Good attendance at school, as well as being ready to go into class at 8:50, is really important for giving children the best opportunities with their learning. Let's hope for excellent attendance and good health after the half term break. Absences for holidays will be unauthorized.

## Environment



Mini marathon – throughout October, the children have been completing the Virgin Mini-Marathon, using the Phoenix Mile. It has been a great opportunity for improving fitness and allowing discussions about the environmental benefits of travelling by foot.



# East Sheen Primary School

## Newsletter 22<sup>nd</sup> October 2021



### Attendance and absence

School target: 97%

Last week's total: 96.35%

Classes above target: 10


RF	95.00	1A	96.30	2D	99.58	3C	97.31	4B	94.40	5FH	97.24	6D	99.29
RL	94.80	1C	96.85	2J	93.75	3CR	97.50	4G	95.22	5S	97.93	6S	95.71
RS	95.00	1D	97.24	2R	91.20	3S	98.15	4K	91.20	5T	99.00	6V	99.26

### Loving Learning

Year 4 went to the East Sheen air raid shelter last week and have produced some excellent diary writing as a result. Year 2 also took part in a local area walk



Year 6 have been getting creative by challenging themselves to build 3D shapes in mathematics.



### Reminders and Dates

#### HAPPY HALF TERM!

**Monday 1st November** – INSET day

**Tuesday 2nd November** – children return to school, level 1 bike training.

**Wednesday 3rd November** - Building resilience coffee morning – see separate flyer.

**Friday 5th November** – whole school nasal flu vaccines.

**Cold weather** – please ensure children are wrapped up warm with named coats, hats and gloves to keep warm as the weather gets colder.

**STEAM** – please see page 3 for some fun holiday STEAM (science, technology, engineering, arts and mathematics) activities.

### Christmas

<https://www.tickettailor.com/events/kiddiewinks/587963/> See this link for information about a children's Christmas show, coming this year.










# East Sheen Primary School

## Newsletter 22<sup>nd</sup> October 2021



<b>2021 Half term holiday projects!</b>  Science • Technology • Engineering • Arts • Mathematics		Please send your photos to <a href="mailto:info@eastsheen.richmond.sch.uk">info@eastsheen.richmond.sch.uk</a>
<b>S</b> Question, experiment, test and observe	<b>Decomposing Pumpkins!</b> You may have noticed changes in your carved pumpkins after Halloween, but have you looked closely before? It's best to place your pumpkin outdoors for observation to watch the shape and texture change; maybe you'll spot some mould! - When food goes mouldy we observe colonies of unwanted fungi, which alter the taste of food and usually makes it unappealing or even dangerous to eat. Maybe you could draw or photograph your pumpkin on Halloween and then do the same every 2 days after to watch how it decomposes?	
<b>T</b> Process and connect information	<b>Flashlight Constellations!</b> You'll need a torch, some card (or bun cases and an elastic band) and a pen to create this night sky projector! Draw around the torch end to create the correct sized card circles, or simply hold a bun case in place with an elastic band over the end. Choose a range of constellations online and pierce the card with the point of your pen (with adult supervision). Then shine your torch on a dark wall! Can you find your star sign? Some constellations have fun stories attached to them!	
<b>E</b> Invent, evaluate and improve	<b>Pumpkin Tunnels!</b> You will need: Large pumpkin, battery operated tea light candles (optional; for effect), tracks and cars (Hot Wheels, Lego, K'Nex, wooden, Skalextric, etc). Set up: Pick your pumpkin, clean it out, and carve out two openings to make your pumpkin car tunnel! Build the track to create your own car race through the tunnel - you'll have to set up tracks just right for the jump/ correct height and then evaluate what went wrong and what could be done differently. We would love to see photos!	
<b>A</b> Explore and express	<b>Autumnal Leaf Bowl</b> You will need: Loose leaves, PVA glue, paint brush, balloon and a bowl. Blow up your balloon and tie it. Insert your balloon, top-down into the bowl. Spread the glue onto the balloon, starting at the top and working the way down about 1/4 of the way down (or however "deep" you want your bowl). Apply the leaves one at a time, applying more glue to each leaf as you apply. Cover the entire area you want for your bowl. Be sure not to leave any open spots. Let it dry overnight. Pop the balloon and carefully peel it away from the leaves to reveal your creation!	
<b>M</b> Use tools and structures	<b>Pumpkin Measurement Activities!</b> Get mathematical with your pumpkin this autumn! How tall are you in 'pumpkins'? How heavy is it? How round is your pumpkin? Does it sink or float? Create a mathematical fact file about your pumpkin. KS2 – you include different measurements.	